

HEA

Serisi Ürün Kataloğu
Series Products Catalogue
Каталог Серии Продуктов



HEA-HPS

SERIE

Sustainable Future with **High Efficiency**



Yüksek **Verimlilik**
High **Efficiency**
Высокая **Эффективность**



Daha İyi Bir Gelecek İçin **Teknoloji**
Technology for Better Future
Технология для Лучшего



Güvenilir Ve Sağlam
Reliable and TrustWorthy
Надежный и Заслуживающий



Akıllı Çözümler
Smart Solution
Умные Решения



Dünya' ya **Bağlan**
Connectivity in Worldwide
Связь по Всему Миру



Çevre Bilinci
Reduce **Environment** Impact
Сознание Окружающей Среды

High Efficiency



Eraco cihazlarında kullanılan komponentler sınıfının en verimli ve bilinen markalarından oluşmaktadır. Hassas tasarım hesaplamalarına göre montajlanan bu ürünler, üretimin farklı aşamalarında ki yüksek zorluk derecelerine sahip test protokollerini geçtikten sonra onay almaktadırlar. Bu sayede unite verimliliği ve kalitesi garanti edilmiş olur.



The Components used in Eraco Units are comprised of the most efficient and the most well-known brands in their grades. These products which are assembled complying with the precise design calculations receive the approval and confirmation, after they pass the test protocols as these protocols have the high levels of difficulties during the different stages of the production. Thus, the Unit Efficiency and Unit Quality are to be under warranty as guaranteed.



В производстве Eraco использует самые эффективные модули от широко известных брендов в своих категориях. Оборудование, собранное в соответствии с точными расчетами конструкции, получает одобрение и подтверждение после прохождения контрольных испытаний, имеющих высокие требования к качеству на разных этапах производства. Таким образом, эффективность и качество оборудования гарантированы.



Technology for Better Future



Üretimini yaptığımız Eraco marka ürünler; yüksek kalitenin yanı sıra gelişmiş teknolojik donanımları da içerisinde barındırmaktadır. Yükseltilebilir yazılım, Inverter ve hız kontrol sistemleri, iklim ve çalışma koşullarına göre uygulanan opsiyonlar ile ürünlerimiz zamanın gerekliliklerini fazlasıyla karşılamaktadır.

Bununla birlikte fabrikamız en gelişmiş ekipmanlar ile donatılmıştır. Üretim tüm safhaları, ilgili operatörler tarafından el terminaleri vasıtası ile takip edilmekte, kurulan ERP sisteminde anlık izleme olanağı sağlamaktadır. Kurulan Ar&Ge ve test departmanları, hem ürün hem de tesis gereksinimlerini en üst seviyede tutacak şekilde organize edilmiştir.



The Products with Eraco Brands which we currently produce have the higher quality as well as having the advanced developed technology hardwares. Our Products go beyond the bounds to be able to meet today's requirements in the best way together with its implemented options according to the climate and operating conditions and the Software that can be upgraded, Inverter and Speed Control Systems.

Furthermore, Our Factory is mainly equipped with the advanced level of equipments. All the Stages of the Production are followed by the relevant operators by means of the hand terminals, and the instant tracking becomes possible by means of the established ERP System. The established R&D and Test Departments are organized in order to ensure keeping both the product requirements and also the factory requirements at the highest level.



Оборудование марки Eraco имеет высокое качество, а также соответствует передовым технологиям. Наши продукты отвечают передовым требованиям благодаря модифицируемому программному обеспечению, инверторам и системам управления скоростью – дополнительным опциям, применяемым в зависимости от климата и условий труда.

Наряду с вышеперечисленным, наш завод оснащен самым современным оборудованием. Все этапы производства контролируются соответствующими операторами через ручные терминалы, обеспечивая мгновенный мониторинг в установленной системе ERP. Созданные научно-исследовательские и испытательные отделы организованы так, чтобы поддерживать уровень качества как продукта, так и проекта на самом высоком уровне.

Reliable and TrustWorthy



Endüstriyel ve iklimlendirme sistemlerinde dikkat edilmesi gereken güvenlik ve emniyet tertibatı, sistemin sağlıklı ve sürekli işler halde kalması adına oldukça önemlidir. Üniteler üzerinde yer alan switch, selenoid vana, prop, termik, müşür, selenoid, röle... gibi ekipmanların doğru kullanımı ile sistem sürekliliği garanti edilir.

Müşteri deneyimlerini sürekli takip ederek, ihtiyaç duyulan güvenlik donanımını sürekli bir ileri aşamaya taşıyan Eraco, alanında en iyi ürünleri üretme misyonuna sahiptir.



The Security and Safety Fixings and equipment which must be paid attention in the Industrial and Air Conditioning Systems are quite important in order to ensure to make a fit, healthy and continuous system. The System Continuity is guaranteed by means of the correct usages of the equipments such as the Switch, prop, selenoid valve, selenoid, relay, sensor and thermic etc which are available on the relevant Units.

Keeping track of the customer experiences all the time and continuously upgrading and moving the required security hardware to one next level, Eraco has got the mission of producing the best products in its business area.



Оборудование для обеспечения безопасности и охраны, которое следует учитывать в промышленных системах и системах кондиционирования, очень важно для поддержания работоспособности системы и ее непрерывной работы. Непрерывность системы гарантируется при правильном использовании оборудования, такого как выключатель, электромагнитный клапан, датчик, тепловой выключатель, соленоид, реле... на устройствах.

Постоянно следуя опыту работы с клиентами, Eraco ставит перед собой задачу производить лучшую продукцию в своей области, выводя необходимое оборудование для обеспечения безопасности на постоянный уровень.





Smart Solution



Ünitelerimiz, uygun maliyetlerine karşın kullanıcının ihtiyaçlarına maksimum seviyede yanıt verecek şekilde üretilmiştir. Ürünlerimizde kullanılan microprocessor ve PLC oldukça kullanışlı ve kolay kontrolü sağlayan bir arayüze sahiptir.

Opsiyonlar ile zenginleştirilebilen akıllı tasarım sayesinde; bulut tabanlı parametrik veri depolama, geçmiş alarm ve çalışma değerleri listelemeleri, hibrit sistem kurulumaları gibi geniş bir alanda çalışma, işlem yapabilme fırsatı mevcuttur.



Our Units in spite of their own suitable costs are produced in order to respond to the User requirements at the maximum level. Microprocessor and PLC used in our products have the quite useful and easy-controlled interface.

By means of the enriched smart design with the relevant options; the opportunity is provided and available to be able to carry out the processes and also to work within a comprehensive area such as Cloud-based parametric data storage, history or previous alarm and operating value listings and hybrid system editings.



Наши устройства производятся для удовлетворения потребностей пользователей на максимальном уровне, несмотря на их доступную стоимость. Микропроцессор и ПЛК, используемые в наших продуктах, имеют интерфейс, который обеспечивает очень полезное и простое управление.

Благодаря продуманному дизайну, который можно дополнить опциями, появляется возможность работать в широком диапазоне, например, в облачном хранилище параметрических данных, в истории аварийных сигналов и рабочих значений, конфигурациях гибридных систем.

Connectivity in Worldwide



Gelişen teknoloji ile birlikte proseslerde kullanılan makinelerin, belirli sistemler aracılığı ile haberleşmesi veya tek bir noktadan yönetilebilir olması oldukça önem kazanmıştır. Onlarca makinenin çalıştığı bir işletmede bu durum ihtiyaçtan öte bir zorunluluktur.

Opsiyonlar ile geliştirilebilir tasarımları sayesinde Eraco ürünleri uzaktan erişimli bağlantıların yanı sıra; Modbus RS-485 / ModbusTCP / IP / ModbusRTU / BACnet MSTP / BACnet IP / LonWorks FTT10 / CANbus ..vb gibi bağlantı protokollerine uygun çalışmalar yapabilmektedir.



By means of the developed technology, it has gained great importance to enable the machines which are used in the relevant processes to communicate each other through the assistances of the determined systems and to be managed from one single point. This is not only a basic requirement, but also goes beyond the meaning of a requirement; in fact it is a necessity in where many machines operate at a Facility.

By means of their designs which can be developed with the options, Eraco products both operate through the remote access connections and also can operate in comply with the connection protocols such as Modbus RS-485 / ModbusTCP / IP / ModbusRTU / BACnet MSTP / BACnet IP / LonWorks FTT10 / CANbus etc.



С развитием технологии стало очень важно, чтобы машины, используемые в процессах, могли обмениваться данными с определенными системами или управлять из одной точки. В бизнесе, где работают десятки машин, это больше, чем необходимость.

Благодаря своим конструкциям оборудования Eraco, которые могут усовершенствоваться опциями, могут работать в сочетании с соединениями удаленного доступа, а также с протоколами соединений, такими как Modbus RS-485 / ModbusTCP / IP / ModbusRTU / BACnet MSTP / BACnet IP / LonWorks FTT10 / CANbus и так далее.





Reduce **Environment** Impact



Eraco Soğutma, iklim değişikliği ile mücadelede ve minimum karbon ayak izi prensibine sahiptir. Bu konuda üzerine düşeni yapabilmek için Kyoto Protokolünün tüm esaslarını dikkate almakta ve buna uyacak şekilde üretim yapmaktadır. Yapılan çalışmalar ile 2017 yılından itibaren %35 daha az soğutucu akışkana sahip cihazlar üretilmekte, bu cihazlarda düşük GWP değerli ürünler kullanılmaktadır. Ayrıca sahip olduğu proseslerin tamamında minimum su tüketimi hedeflenmektedir.



Eraco Chillers has the Principle of Minimum Carbon Footprint and to mainly struggle with the Climate Changes. In order to carry out its main responsibilities regarding this subject, Eraco Chillers consider all the fundamentals of the Kyoto Protocol and manufactures to be in comply with these Fundamentals. By means of the performed business operations, since 2017 the Units have been manufactured which contain the 35% less amount of refrigerants, and on these Units the products are used with the lower GWP values. Furthermore, the minimum water consumption is aimed for all of the business processes in which it possesses.



ЭРАКО Чиллерс следует принципам минимального углеродного следа в борьбе с изменением климата. Чтобы выполнить свои основные обязанности по этому вопросу, мы учитываем все принципы Киотского протокола и каждая наша продукция соответствует этим требованиям. Благодаря предпринятым мерам с 2017 года выпускаем агрегаты, где использование хладагентов меньше на 35%, что в свою очередь соответствует более низким значениями ПГП. Более того, мы также стремимся минимизировать расходы воды и их источников

Air Cooled & Heat Pump **Chiller**

Wiev of Content

R410A

HEA-HPS


Scroll Kompresör, Isıtma Modüllü Chiller

Scroll Compressor, Chiller With Heating Mode

Спиральный Компрессор, Чиллер С Режимом Нагрева



from 10,4 kW to 884,4 kW



Ürün Açıklaması

Özellikle iklimlendirme (HVAC) uygulamaları için özel olarak dizayn edilmiş HEA-HPS serisi ısı pompası üniteleri, 1-2-4-8 ve 12 scroll kompresörlü yapıları sayesinde oldukça geniş ve çeşitli kapasite aralığına sahiptir. Farklı mevsimsel koşullar altında gerektiğinde ısıtma, gerektiğinde soğutma yapabilmesiyle iklimlendirme sistemlerinin yıldızı konumundadır. Çoklu kompresörlere sahip olan modellerde, soğutma ve ısıtma kapasitesi kademelendirilmiştir. Bu sayede hem enerji tasarrufu sağlanır, hem de olası arıza hallerinde prosesin tamamen durması engellenir. Ünitelerde, sınıfının en iyi ve ileri teknoloji ürünü komponentler kullanılmıştır. Kompresör ve fan grupları, işlemci kontrolünde eş yaşlandırma özelliğine sahiptir.

Unit Description

The HEA-HPS series air cooled chiller units, specifically designed for air conditioning (HVAC) applications, have a rather wide and various capacity range thanks to their 1-2-4-8 and 12 scroll compressor structure. It is the star of air conditioning systems with its ability to provide heating and cooling when necessary under different seasonal conditions. The cooling and heating capacity at models with multiple compressors are staged. Thus, both energy saving is ensured and the complete stoppage of the process in case of a defect is prevented. The best and advanced technology product components are used at the units. The compressor and fan groups have an equal aging feature under processor control.

Описание устройства

Чиллеры с воздушным охлаждением серии HEA-HPS, специально разработанные для систем кондиционирования воздуха (HVAC), имеют довольно широкий и разнообразный диапазон производительности благодаря комбинаций 1-2-4-8 и 12 спиральных компрессоров. Это передовой элемент систем кондиционирования, способная обеспечивать обогрев и охлаждение при необходимости в различных сезонных условиях. Производительность холода и тепла в моделях с несколькими компрессорами регулируется ступенчато. Таким образом обеспечивается как энергосбережение, так и предотвращается полная остановка процесса в случае неисправности. В продукциях ERACO используются современные и передовые технологические компоненты. Специальный алгоритм автоматики регулирует время работы группы компрессоров и вентиляторов для обеспечения равномерного износа.

Notlar:

- Soğutma kapasitesi +7°C su çıkış ve +35°C ortam sıcaklığına göre tayin edilmiştir.
- Isıtma kapasitesi +45°C su çıkış ve +7°C ortam sıcaklığına göre tayin edilmiştir.
- (2) Ses seviyesi basıncı açık alanda cihazdan 10 metre uzakta 4 taraftan alınan ortama değerler ile ölçülmüştür.
- Proses basınç kayıpları ve tehisatın durumuna bağlı olarak pompa tipi değil değişebilmektedir.
- Pompa debi değerleri imalatçı firma katalog değerlerine göre belirlenmiştir.

Notes:

- (1) Cooling capacity is referred to +7°C water outlet and +35°C ambient temperature.
- Isıtma kapasitesi +45°C su çıkış ve +7°C ortam sıcaklığına göre tayin edilmiştir.
- (2) In an open field at 10 m from the unit four sides unit average value.
- Pump specifications are subject to change depending on number of machines piping length and height.
- Water pump flow rate is obtained from manufacturer's technical data sheet.

Ноты:

- (1) Расчет хладопроизводительности при условиях выход воды +7°C и окружающая среда +35°C
- Теплопроизводительность указана при температуре воды на выходе +45°C и температуре окружающей среды +7°C.
- (2) За расчет звукового давления взято среднее с 4 сторон на расстоянии 10 метров в открытой местности
- Возможно изменение напаса в зависимости от требований
- Мощности насоса взяты из каталога производителя.

Model / Модель		HEA-HPS 101	HEA-HPS 151	HEA-HPS 181	HEA-HPS 211	HEA-HPS 231	HEA-HPS 311	HEA-HPS 361	HEA-HPS 401	HEA-HPS 461	HEA-HPS 632	HEA-HPS 752	HEA-HPS 842	
Technical Data Технические данные	Heating Capacity (1) Мощность нагрева (1)	KW	10,4	16,1	18,6	20,8	23,0	30,8	34,8	39,9	44,7	61,6	79,7	89,4
	Absorbed Power (1) Абсорбированная мощность (1)	KW	3,3	4,5	5,2	5,8	6,6	8,7	9,7	11,0	12,4	17,4	22,1	24,7
	Cooling Capacity (1) Холодильная мощность (1)	KW	9,5	15,0	17,3	19,3	21,3	28,5	32,3	37,2	41,7	57,1	74,4	83,4
	Absorbed Power (1) Абсорбированная мощность (1)	KW	3,1	4,3	5,3	5,9	6,5	8,4	9,4	10,5	12,4	16,8	21,1	24,1
	COP Cooling	-	3,10	3,50	3,25	3,29	3,29	3,41	3,46	3,53	3,37	3,41	3,53	3,46
	COP Heating	-	3,15	3,58	3,58	3,57	3,51	3,55	3,60	3,61	3,61	3,55	3,61	3,62
	Refrigerant Circuit(s) Кол-во контуров	n°	1	1	1	1	1	1	1	1	1	1	1	1
Compressor Компрессор	Compressor Quantity Кол-во компрессоров	n°	1	1	1	1	1	1	1	1	1	2	2	2
	Type Тип	-	Hermetic Scroll Type / Тип Герметичный Спиральный											
	Capacity Steps Степени загрузки	n°	1 Step	1 Step	1 Step	1 Step	1 Step	1 Step	1 Step	1 Step	1 Step	2 Steps	2 Steps	2 Steps
Evaporator Испаритель	Type Тип	-	Plate Type / Тип Пластинчатый											Shell & Tube Type / Тип Коаксиальный
	Pressure Drop Потери давления	kPa	32	33	33	33	33	34	34	34	35	36	22	36
	Water Flow (Heating) Поток воды (Нагрев)	m³/h	1,6	2,6	3,0	3,3	3,7	4,9	5,6	6,4	7,2	9,8	12,8	14,3
	Water Flow (Heating) Поток воды (Нагрев)	m³/h	1,8	2,8	3,2	3,6	4,0	5,3	6,0	6,9	7,7	10,6	13,7	15,4
Electrical Specifications Электрические характеристики	Power Supply Питание	V-ghz-Hz	380-415 V / 3Phz / 50 HZ											
	Nominal Current Ном. сила тока	A	5,7	6,8	7,9	10,4	11,7	15,2	17,0	18,4	21,4	30,3	36,7	42,8
	Max. Current Макс. ампераж	A	12,0	19,0	19,0	19,0	19,0	24,0	28,0	31,0	36,0	48,0	62,0	72,0
	Protection Class Класс защиты	-	IP 54	IP 54	IP 54	IP 54	IP 54	IP 54	IP 54	IP 54	IP 54	IP 54	IP 54	IP 54
Fan Вентилятор	Fans Кол-во вентиляторов	n°	1	1	1	1	1	1	1	1	2	2	3	
	Air Flow Воздушный поток	m³/h	3,500	3,500	10,800	10,800	10,800	10,800	10,800	10,800	21,600	21,600	21,600	32,400
Noise Characteristics Шум Характеристики	Sound Pressure Звуковое давление	dB(A)	39	41	41	41	41	42	43	44	49	49	49	56
	Sound Power Звуковая мощность	dB(A)	70,0	72,0	72,0	72,0	72,0	73,0	74,0	75,0	80,0	80,0	80,0	87,0
Hydraulic Гидравлика	Water Connections Соединения	inch	1"	1"	1"	1"	1"	1"	1"	1"	1 1/2"	1 1/2"	2 1/2"	2 1/2"
Dimension Размеры	Length Длина	mm	1095	1095	1260	1260	1260	1327	1327	1327	2020	2020	2020	2810
	Width Ширина	mm	536	536	739	739	739	839	839	839	1050	1050	1050	1222
	Height Высота	mm	1343	1343	1525	1525	1525	1795	1795	1795	1875	1875	1875	2328
Weight Вес	Transport Weight Вес грузозонный	kg	130	134	164	165	186	237	238	240	371	442	614	832

Model / Модель		HEA-HPS 1212	HEA-HPS 1492	HEA-HPS 1812	HEA-HPS 2422	HEA-HPS 3004	HEA-HPS 3774	HEA-HPS 4854	HEA-HPS 5656	HEA-HPS 5964	HEA-HPS 7276	HEA-HPS 8946		
Technical Data Технические данные	Heating Capacity (1) Мощность нагрева (1)	KW	121,3	147,5	184,8	237,7	295,0	369,7	475,5	554,5	589,6	713,2	884,4	
	Absorbed Power (1) Абсорбированная мощность (1)	KW	33,8	40,3	51,0	63,4	80,6	102,1	126,8	153,1	160,3	190,3	240,5	
	Cooling Capacity (1) Холодильная мощность (1)	KW	112,6	137,8	172,2	223,0	275,6	344,5	446,1	516,7	549,3	669,1	824,0	
	Absorbed Power (1) Абсорбированная мощность (1)	KW	32,3	38,8	48,7	65,9	80,6	104,3	127,9	154,5	161,0	193,8	241,5	
	COP Cooling	-	3,48	3,55	3,54	3,38	3,42	3,30	3,49	3,35	3,41	3,45	3,41	
	COP Heating	-	3,59	3,66	3,62	3,75	3,66	3,62	3,75	3,62	3,68	3,75	3,68	
	Refrigerant Circuit(s) Кол-во контуров	n°	1	1	1	1	2	2	2	2	2	2	2	
Compressor Компрессор	Compressor Quantity Кол-во компрессоров	n°	2	2	2	2	4	4	4	6	4	6	6	
	Type Тип	-	Hermetic Scroll Type / Тип Герметичный Спиральный											
	Capacity Steps Степени загрузки	n°	2 Steps	2 Steps	2 Steps	2 Steps	4 Steps	4 Steps	4 Steps	6 Steps	4 Steps	6 Steps	6 Steps	
Evaporator Испаритель	Type Тип	-	Shell & Tube Type / Тип Коаксиальный											
	Pressure Drop Потери давления	kPa	36	33	33	46	44	41	45	45	41	49	32	
	Water Flow (Heating) Поток воды (Нагрев)	m³/h	19,4	23,7	29,6	38,4	47,4	59,2	76,7	88,9	94,5	115,1	141,7	
	Water Flow (Heating) Поток воды (Нагрев)	m³/h	20,9	25,4	31,8	40,9	50,7	63,6	81,8	95,4	101,4	122,7	152,1	
Electrical Specifications Электрические характеристики	Power Supply Питание	V-ghz-Hz	380-415 V / 3Phz / 50 HZ											
	Nominal Current Ном. сила тока	A	54,4	64,9	77,8	103,3	129,9	155,6	206,6	233,4	251,6	310,0	377,4	
	Max. Current Макс. ампераж	A	98,0	112,0	144,0	182,0	224,0	288,0	364,0	432,0	464,0	546,0	696,0	
	Protection Class Класс защиты	-	IP 54	IP 54	IP 54	IP 54	IP 54	IP 54	IP 54	IP 54	IP 54	IP 54	IP 54	
Fan Вентилятор	Fans Кол-во вентиляторов	n°	3	4	4	4	4	6	6	8	8	10	12	
	Air Flow Воздушный поток	m³/h	32,400	43,200	43,200	96,440	96,440	144,660	144,660	192,880	192,880	241,100	289,320	
Noise Characteristics Шум Характеристики	Sound Pressure Звуковое давление	dB(A)	56	58	59	59	55	62	62	64	64	64	66	
	Sound Power Звуковая мощность	dB(A)	87,0	89,0	90,0	90,0	86,0	93,0	93,0	95,0	95,0	95,0	97,0	
Hydraulic Гидравлика	Water Connections Соединения	inch	2 1/2"	3"	3"	DN 100	DN 100	DN 125	DN 150	DN 150	DN 150	DN 200	DN 200	
Dimension Размеры	Length Длина	mm	2810	4435	4435	2705	2705	3819	3819	4930	4930	6140	7255	
	Width Ширина	mm	1222	1215	1215	2210	2210	2210	2210	2210	2210	2210	2210	
	Height Высота	mm	2328	2330	2330	2535	2535	2535	2535	2535	2535	2535	2535	
Weight Вес	Transport Weight Вес грузозонный	kg	908	1247	1356	1660	1662	2169	2512	3001	2897	3686	4271	

ERACO yukarıda verilen değerlerde ve görsellerde bildirim yapmaksızın değişim yapma hakkına sahiptir.
 ERACO reserve the right to change specifications and photos without any notice.
 ERACO оставляет за собой право изменять без уведомления выше указанные данные.

Legenda



Soğutma
Cooling
Охлаждение



Inverter
Inverter
Инвертер



R134A Soğutucu Akışkanı
R134A Refrigerant
R134A Хладагент



Isıtma
Heating
Нагревание



Led Ekran
Led Screen
ЖК Экран



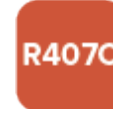
R404A Soğutucu Akışkanı
R404A Refrigerant
R404A Хладагент



Adyabatik Spreyleme Sistemi
Adiabatic Mistspraying System
Система адиабатического распыления



Micro Channel
Micro Channel
Микроканальный



R407C Soğutucu Akışkanı
R407C Refrigerant
R407C Хладагент



Aksiyal Fan
Axial Fan
Вентилятор осевой



Plakalı Tip Isı Değiştiricisi
Plate Type Heat Exchanger
Пластинчатый теплообменник



R410A Soğutucu Akışkanı
R410A Refrigerant
R410A Хладагент



Dokunmatik Ekran
Touch Screen
Сенсорный экран



Shell And Tube
Shell And Tube
Кожухотрубный



R454B Soğutucu Akışkanı
R454B Refrigerant
R454B Хладагент



Likit Shell and Tube
Flooded Shell and Tube
Погружной Кожухотрубный



Su
Water
Вода



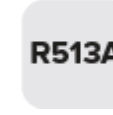
R507A Soğutucu Akışkanı
R507A Refrigerant
R507A Хладагент



GSM/GPRS/TCP-IP Bağlantı
GSM/GPRS/TCP-IP Connection
GSM/GPRS/TCP-IP Соединение



Rezitans
Resistance
Сопротивление



R513A Soğutucu Akışkanı
R513A Refrigerant
R513A Хладагент



Hermetik Scroll Kompresör
Hermetic Scroll Compressor
Герметичный спиральный компрессор



Rotary
Rotary
Роторный



Yüksek sıcaklık
High-Temperature
Высоко-температурный



Semi-Hermetik İkiz Vidalı Kompresör
Semi-Hermetic Twin Screw Compressor
Полугерметичный двухвинтовой компрессор



Serbest Soğutma
Free-Cooling
Естественное охлаждение



Semi Hermetik Piston Kompresör
Semi Hermetic Reciprocating Compressor
Полугерметичный поршневой компрессор

Optional List

Optional Code	Optional Name	Optional Description
YT	Spring type antivibration dampers	It is a spring vibration damper application for wheelless models to prevent vibration during device operation.
KT	Rubber type antivibration dampers	It is a rubber type vibration damper application for wheelless models to prevent vibration during device operation.
RAL	Paint selection with special RAL code	It is a customized painting process if the RAL code is specified for the device framework.
PEF	PE filter for Condenser	It is a PE filter application to protect air cooled condensers from dust and mechanical impacts.
KC	Compressor jackets on compressors	It is a low noise version application for compressors that includes the compressor jacket application
LNf	Low Noise for Fans	Low noise option for fans. With this LNf option, the cooling capacity will be negatively affected by 18%.
SS	Soft Starter	Soft starter option to regulate the compressor starting regime
SST	Water storage tank in stainless steel AISI304 (internal)	Stainless water tank application inside the framework for devices without a water tank (Applied up to the largest 2V chassis model)
FB	Flanged water connections	It is a flanged connection application in water installation
GT	Expansion vessel kit	It is the application of an expansion tank inside the framework device to regulate the water pressure in closed systems.
STE	Shell & Tube evaporator	For devices with plate evaporator as standard, S&T is an option to change to evaporator.
ECO	Ekonomizer	It is an economizer application option in screw compressor series.
PTE	Brazed Plate type evaporatör	It is an option to change to plate evaporator for devices with S&T evaporator as standard.
KR	Antifreeze wire heater for evaporator	It is a capillary cable type resistance application to prevent the water in the evaporator from freezing.
DR	Antifreeze immersion heater for tank	It is an immersion type resistance application to prevent the water in the evaporator from freezing.
EBV	Shut-off valve on suction and discharge line	Rotalock valve is installed on the compressor suction and discharge line for service convenience and safety.
LTK	Low ambient temp kit up to -40 C	It is an option that includes the following applications for models to be used at temperatures as low as -40C; electrical cabinet insulation, external display in PLC + 7" processor devices, 30m RS 485 cable, electrical cabinet heater, capillary cable type heater wound on the heat exchanger suitable for -40 C, insulation, liquid receiver, thermostat and fan speed control
HR25	Heat recovery %25	It is a 25% heat recovery application to benefit from the heat of the hot fluid in the discharge line.
HR100	Heat recovery %100	It is a 100% heat recovery application to benefit from the heat of the hot fluid in the discharge line.
EEV	Electronic Exp valve	Electronic expansion valve application for devices without electronic expansion valve
HE	Extra heat exchanger	It is an extra evaporator application in double-circuit devices.
DRC	Double Refrigeration circuit	It is the option of converting 2 tandem single circuit devices to 2 circuits.
RC4	Remote control with Small screen	Remote control option for devices with small screen processor (ST542 or MCX 06)
RC7	Remote control with 7" Screen	Remote control option for devices with large screen processor (PLC + 7")
PLC	Microprocessor to PLC conversion	Option to switch from microprocessor to PLC
TCP	Connection Modbus TCP	Modbus TCP connection option
RS485	Conneciton Modbus RS485	Modbus RS485 connection option
BACnet	Connection BACnet and LonWorks	BACnet and LonWorks connectivity option
P-BUS	Connection Profibus	Profibus connection option
FS	Fan Speed control	Fan Speed Control application to increase energy efficiency

Optional List

Optional Code	Optional Name	Optional Description
PI	Inverter control for Water pump	Pump inverter option for water pump to increase energy efficiency
IP65	Closed Electrical Cabinet IP65	IP65 closed electrical panel option with full resistance to low pressure water jet and dust
SHR	Acoustic and visual alarm	There is an audible and visual light alarm option for malfunctions in the device.
PS	Electrical Panel Cooling	It is an electrical panel cooling option to prevent damage to switchgear at high temperatures.
VFT	V shape chiller protection	It is a protection wire application to protect the condensers from mechanical impacts in V type chassis devices.
ATS	Automatic Transfer Switch	It is optional to automatically switch from the main line to the generator in case of power failure.
TK	Wooden packaging	Its a wooden packaging option for shipment
YF	Y Filter	It is an option to add a Y filter to the water inlet of the device so that dirt and debris in the water line do not damage the water line inside the device.
CU-AL	Copper - Al Condenser	It is a transition option from standard condenser to Copper Aluminum Condenser
CS	Condenser Spray	Water spray option on the condenser surface to obtain efficient pre-cooling from the condenser.
FI	Fan Inverter	Inverter application to fans to increase energy efficiency
UP	Upgraded Pump	It is a transition option from the standard pump to the high pressure pump in the device.
EC	EC Fan Option	It is a transition option from axial fan to EC fan in air-cooled models.
60Hz	60 Hz Electrironic Supply	It is option to make the device components suitable for connections with a frequency of 60 Hz.
FW	Framework Wheel	It is option to add wheels to the framework devices without wheels.
MBP	Mechanical Valve By-pass	It is option to apply mechanical bypass between device input and output connections.
WE	Warranty Extension	It is option to extend warranty
E3BP	Evaporator 3-way By-Pass	It is option to add 3-way valve bypass to the evaporator inlet and outlet.
C3BP	Condenser 3-way By-Pass	It is an option to add 3-way valve bypass to the condenser inlet and outlet in water-cooled models.
WWP	Option to Use Without Water Pump	Pump removal option is available from models with pumps as standard.
WWT	Option to Use Without Water Tank	It is an option to remove the water tank from models with a water tank as standard.
WPT	Option to Use Without Water Pump and Water Tank	It is an option to remove the water tank and water pump from the models with water tank and water pump as standard.
NN	No Notr Connection	It is an electrical connection option without neutral
DIK	De-Ionize Kit	Option to add deionized kit in laser series
DIKWOC	De-Ionize Kit with One Hydraunic Circuit	Single hydraulic circuit and deionized kit production option is available in laser series.
ITK	In Tank Resistance	In laser series, it is optional to add a resistance inside the tank.
DHC	Double Hydraunic Circuit	Double hydraulic circuit production option is available in laser series.
FIK	Freecooling Integration Kit	It is an option to use chiller and drycooler devices as a freecooling system. It includes the following applications; 3-way valve on the pedestal, valve motor, 3-layer insulation on the valve and valve motor, external panel with PLC+7" processor, PT 100 temperature sensor, insulation inside the electrical cabinet, cable type resistance winding on the valve, electrical cabinet heater and 7" screen in the panel
WFF	Water Flow Filter	It is option to add a filter to clean the water going to the drycooler batteries

The page contains a series of horizontal lines for writing. At the top, there is a dark blue header bar. Below it, there are 25 horizontal lines spaced evenly down the page, providing a template for notes.

ERACO Air Conditioning & Industrial Application

Head Office

Sales - Marketing

Adress: Ziya Gökalp Mah. Süleyman Demirel Bulvarı Mall Of
İstanbul The Office No:7 E Kat:17 D:136 Başakşehir / İSTANBUL
Tel: +90 (264) 502 41 10 - 11

Factory

Production - Purchasing - Technical Service - Finance
Adress: Ferizli OSB 2.cadde No:14/1 Ferizli/Sakarya/TURKEY
Tel: +90 (264) 502 41 10 - 11

