

**RCW**

Serisi Ürün Kataloğu  
Series Products Catalogue  
Каталог Серии Продуктов



RCW SERIE



# Sustainable Future with **High Efficiency**



Yüksek **Verimlilik**  
High **Efficiency**  
Высокая **Эффективность**



Daha İyi Bir Gelecek İçin **Teknoloji**  
**Technology** for Better Future  
**Технология** для Лучшего



**Güvenilir** Ve Sağlam  
**Reliable** and TrustWorthy  
**Надежный** и Заслуживающий



**Akıllı** Çözümler  
**Smart** Solution  
**Умные** Решения



Dünya' ya **Bağlan**  
**Connectivity** in Worldwide  
**Связь** по Всему Миру



**Çevre** Bilinci  
Reduce **Environment** Impact  
**Сознание** Окружающей Среды

# High Efficiency



Eraco cihazlarında kullanılan komponentler sınıfının en verimli ve bilinen markalarından oluşmaktadır. Hassas tasarım hesaplamalarına göre montajlanan bu ürünler, üretimin farklı aşamalarında ki yüksek zorluk derecelerine sahip test protokollerini geçtikten sonra onay almaktadırlar. Bu sayede unite verimliliği ve kalitesi garanti edilmiş olur.



The Components used in Eraco Units are comprised of the most efficient and the most well-known brands in their grades. These products which are assembled complying with the precise design calculations receive the approval and confirmation, after they pass the test protocols as these protocols have the high levels of difficulties during the different stages of the production. Thus, the Unit Efficiency and Unit Quality are to be under warranty as guaranteed.



В производстве Eraco использует самые эффективные модули от широко известных брендов в своих категориях. Оборудование, собранное в соответствии с точными расчетами конструкции, получает одобрение и подтверждение после прохождения контрольных испытаний, имеющих высокие требования к качеству на разных этапах производства. Таким образом, эффективность и качество оборудования гарантированы.



# Technology for Better Future



Üretimini yaptığımız Eraco marka ürünler; yüksek kalitenin yanı sıra gelişmiş teknolojik donanımları da içerisinde barındırmaktadır. Yükseltilebilir yazılım, Inverter ve hız kontrol sistemleri, iklim ve çalışma koşullarına göre uygulanan opsiyonlar ile ürünlerimiz zamanın gerekliliklerini fazlasıyla karşılamaktadır.

Bununla birlikte fabrikamız en gelişmiş ekipmanlar ile donatılmıştır. Üretim tüm safhaları, ilgili operatörler tarafından el terminaleri vasıtası ile takip edilmekte, kurulan ERP sisteminde anlık izleme olanağı sağlamaktadır. Kurulan Ar&Ge ve test departmanları, hem ürün hem de tesis gereksinimlerini en üst seviyede tutacak şekilde organize edilmiştir.



The Products with Eraco Brands which we currently produce have the higher quality as well as having the advanced developed technology hardwares. Our Products go beyond the bounds to be able to meet today's requirements in the best way together with its implemented options according to the climate and operating conditions and the Software that can be upgraded, Inverter and Speed Control Systems.

Furthermore, Our Factory is mainly equipped with the advanced level of equipments. All the Stages of the Production are followed by the relevant operators by means of the hand terminals, and the instant tracking becomes possible by means of the established ERP System. The established R&D and Test Departments are organized in order to ensure keeping both the product requirements and also the factory requirements at the highest level.



Оборудование марки Eraco имеет высокое качество, а также соответствует передовым технологиям. Наши продукты отвечают передовым требованиям благодаря модифицируемому программному обеспечению, инверторам и системам управления скоростью – дополнительным опциям, применяемым в зависимости от климата и условий труда.

Наряду с вышеперечисленным, наш завод оснащен самым современным оборудованием. Все этапы производства контролируются соответствующими операторами через ручные терминалы, обеспечивая мгновенный мониторинг в установленной системе ERP. Созданные научно-исследовательские и испытательные отделы организованы так, чтобы поддерживать уровень качества как продукта, так и проекта на самом высоком уровне.

# Reliable and TrustWorthy



Endüstriyel ve iklimlendirme sistemlerinde dikkat edilmesi gereken güvenlik ve emniyet tertibatı, sistemin sağlıklı ve sürekli işler halde kalması adına oldukça önemlidir. Üniteler üzerinde yer alan switch, selenoid vana, prop, termik, müşür, selenoid, röle... gibi ekipmanların doğru kullanımı ile sistem sürekliliği garanti edilir.

Müşteri deneyimlerini sürekli takip ederek, ihtiyaç duyulan güvenlik donanımını sürekli bir ileri aşamaya taşıyan Eraco, alanında en iyi ürünleri üretme misyonuna sahiptir.



The Security and Safety Fixings and equipment which must be paid attention in the Industrial and Air Conditioning Systems are quite important in order to ensure to make a fit, healthy and continuous system. The System Continuity is guaranteed by means of the correct usages of the equipments such as the Switch, prop, selenoid valve, selenoid, relay, sensor and thermic etc which are available on the relevant Units.

Keeping track of the customer experiences all the time and continuously upgrading and moving the required security hardware to one next level, Eraco has got the mission of producing the best products in its business area.



Оборудование для обеспечения безопасности и охраны, которое следует учитывать в промышленных системах и системах кондиционирования, очень важно для поддержания работоспособности системы и ее непрерывной работы. Непрерывность системы гарантируется при правильном использовании оборудования, такого как выключатель, электромагнитный клапан, датчик, тепловой выключатель, соленоид, реле... на устройствах.

Постоянно следуя опыту работы с клиентами, Eraco ставит перед собой задачу производить лучшую продукцию в своей области, выводя необходимое оборудование для обеспечения безопасности на постоянный уровень.





# Smart Solution



Ünitelerimiz, uygun maliyetlerine karşın kullanıcının ihtiyaçlarına maksimum seviyede yanıt verecek şekilde üretilmiştir. Ürünlerimizde kullanılan microprocessor ve PLC oldukça kullanışlı ve kolay kontrolü sağlayan bir arayüze sahiptir.

Opsiyonlar ile zenginleştirilebilen akıllı tasarım sayesinde; bulut tabanlı parametrik veri depolama, geçmiş alarm ve çalışma değerleri listelemeleri, hibrit sistem kurgulamaları gibi geniş bir alanda çalışma, işlem yapabilme fırsatı mevcuttur.



Our Units in spite of their own suitable costs are produced in order to respond to the User requirements at the maximum level. Microprocessor and PLC used in our products have the quite useful and easy-controlled interface.

By means of the enriched smart design with the relevant options; the opportunity is provided and available to be able to carry out the processes and also to work within a comprehensive area such as Cloud-based parametric data storage, history or previous alarm and operating value listings and hybrid system editings.



Наши устройства производятся для удовлетворения потребностей пользователей на максимальном уровне, несмотря на их доступную стоимость. Микропроцессор и ПЛК, используемые в наших продуктах, имеют интерфейс, который обеспечивает очень полезное и простое управление.

Благодаря продуманному дизайну, который можно дополнить опциями, появляется возможность работать в широком диапазоне, например, в облачном хранилище параметрических данных, в истории аварийных сигналов и рабочих значений, конфигурациях гибридных систем.

# Connectivity in Worldwide



Gelişen teknoloji ile birlikte proseslerde kullanılan makinelerin, belirli sistemler aracılığı ile haberleşmesi veya tek bir noktadan yönetilebilir olması oldukça önem kazanmıştır. Onlarca makinenin çalıştığı bir işletmede bu durum ihtiyaçtan öte bir zorunluluktur.

Opsiyonlar ile geliştirilebilir tasarımları sayesinde Eraco ürünleri uzaktan erişimli bağlantıların yanı sıra; Modbus RS-485 / ModbusTCP / IP / ModbusRTU / BACnet MSTP / BACnet IP / LonWorks FTT10 / CANbus ..vb gibi bağlantı protokollerine uygun çalışmalar yapabilmektedir.



By means of the developed technology, it has gained great importance to enable the machines which are used in the relevant processes to communicate each other through the assistances of the determined systems and to be managed from one single point. This is not only a basic requirement, but also goes beyond the meaning of a requirement; in fact it is a necessity in where many machines operate at a Facility.

By means of their designs which can be developed with the options, Eraco products both operate through the remote access connections and also can operate in comply with the connection protocols such as Modbus RS-485 / ModbusTCP / IP / ModbusRTU / BACnet MSTP / BACnet IP / LonWorks FTT10 / CANbus etc.



С развитием технологии стало очень важно, чтобы машины, используемые в процессах, могли обмениваться данными с определенными системами или управлять из одной точки. В бизнесе, где работают десятки машин, это больше, чем необходимость.

Благодаря своим конструкциям оборудования Eraco, которые могут усовершенствоваться опциями, могут работать в сочетании с соединениями удаленного доступа, а также с протоколами соединений, такими как Modbus RS-485 / ModbusTCP / IP / ModbusRTU / BACnet MSTP / BACnet IP / LonWorks FTT10 / CANbus и так далее.







# Reduce **Environment** Impact



Eraco Soğutma, iklim değişikliği ile mücadelede ve minimum karbon ayak izi prensibine sahiptir. Bu konuda üzerine düşeni yapabilmek için Kyoto Protokolünün tüm esaslarını dikkate almakta ve buna uyacak şekilde üretim yapmaktadır. Yapılan çalışmalar ile 2017 yılından itibaren %35 daha az soğutucu akışkana sahip cihazlar üretilmekte, bu cihazlarda düşük GWP değerli ürünler kullanılmaktadır. Ayrıca sahip olduğu proseslerin tamamında minimum su tüketimi hedeflenmektedir.



Eraco Chillers has the Principle of Minimum Carbon Footprint and to mainly struggle with the Climate Changes. In order to carry out its main responsibilities regarding this subject, Eraco Chillers consider all the fundamentals of the Kyoto Protocol and manufactures to be in comply with these Fundamentals. By means of the performed business operations, since 2017 the Units have been manufactured which contain the 35% less amount of refrigerants, and on these Units the products are used with the lower GWP values. Furthermore, the minimum water consumption is aimed for all of the business processes in which it possesses.



ЭРАКО Чиллерс следует принципам минимального углеродного следа в борьбе с изменением климата. Чтобы выполнить свои основные обязанности по этому вопросу, мы учитываем все принципы Киотского протокола и каждая наша продукция соответствует этим требованиям. Благодаря предпринятым мерам с 2017 года выпускаем агрегаты, где использование хладагентов меньше на 35%, что в свою очередь соответствует более низким значениями ПГП. Более того, мы также стремимся минимизировать расходы воды и их источников

# Water Cooled **Chiller**

## Wiev of Content

R134A


### RCW-W

Vidali Kompresör  
Screw Compressor  
С винтовыми компрессорами



# AZOLJA++

from 166,4 kW to 1390,6 kW



## Ürün Açıklaması

Yüksek hava sıcaklığına sahip bölgelerde, iklimlendirme sistemleri için geliştirilmiş olan RCW-W serisi su soğutmalı chiller üniteleri, sahip olduğu komponentleri ile sınıfının en iyileri arasındadır. 2 kompresörlü olarak dizayn edilen ünitelerimizde, kompresörler kapasite ihtiyacına göre kademeli olarak devreye girmektedir. Böylece enerji tasarrufunun yanı sıra çalışan komponentlerin de gereksiz sürelerde çalışması engellenir ( eş yaşlandırma özelliği ). Projeye bağlı olarak hidrolik kit, invertör gibi donanımların da eklenebildiği RCW-W serisi hava soğutmalı chiller üniteleri oldukça geniş kapasite aralığına sahiptir.

## Unit Description

The RCW-W series water cooled chiller units, developed for air conditioning system in regions with high temperatures, are among the best of their components they include. The compressors at our units, designed with 2 compressors, actuate in stages depending on the capacity need. Thus, along with energy savings, also the operation of the running components during unnecessary times is prevented, too (equal aging feature). The RCW-W series water cooled chiller units, which can be supplemented with equipments like hydraulic kit, inverter etc. depending on the project, have a rather wide capacity range.

## Описание устройства

Чиллеры с водяным охлаждением серии RCW-W, разработанные для систем кондиционирования воздуха в регионах с высокими температурами, являются одними из лучших в своем сегменте. Компрессоры на наших установках, рассчитанные на 2 компрессоров, срабатывают поэтапно в зависимости от потребности в производительности. Таким образом, наряду с экономией энергии, также предотвращается эксплуатация работающих компонентов в ненужное время (функция равномерного старения). Чиллеры с водяным охлаждением серии RCW-W, которые могут быть дополнены таким оборудованием, как гидравлический комплект, инвертор и т. д. В зависимости от проекта, имеют довольно широкий диапазон производительности.

### Notlar:

- (1) Soğutma kapasitesi +7°C su çıkış ve +30°C kondanser suyu sıcaklığına göre tayin edilmiştir.
- (2) Ses seviyesi basıncı açık alanda cihazdan 10 metre uzakta 4 taraftan alınan ortalama değerler ile ölçülmüştür.
- Proses basınç kayıpları ve tehsisatın durumuna bağlı olarak pompa tipi değıl değışebilmektedir.
- Pompa debi değıerleri imalatçı firma katalog değıerlerine göre belirlenmiştir.

### Notes:

- (1) Cooling capacity is referred according to +7°C water outlet and +30°C condenser water temperature.
- (2) In an open field at 10 m from the unit four sides unit average value.
- Pump specifications are subject to change depending on number of machines piping length and height.
- Water pump flow rate is obtained from manufacturer's technical data sheet.

### Ноты:

- (1) Расчет хладопроизводительности при условиях выхода +7°C и +30°C на конденсаторе
- (2) За расчет звукового давления взято среднее с 4 сторон на расстоянии 10 метров в открытой местности
- Возможно изменение насоса в зависимости от требований
- Мощности насоса взяты из каталога производителя.

Model / Модель			RCW-W 2002	RCW-W 2512	RCW-W 2922	RCW-W 3412	RCW-W 3872	RCW-W 4452	RCW-W 5082	RCW-W 5502
Cooling Охлаждение	Cooling Capacity (1) Холодопроизводительность (1)	kW	166,4	206,7	239,9	270,7	320,1	365,5	467,0	533,0
	Absorbed Power (1) Абсорбируемая мощность (1)	kW	35,07	44,05	47,87	53,48	65,25	74,07	103,4	103,4
	COP	-	4,74	4,69	5,01	5,06	4,91	4,93	4,52	5,15
Compressor Компрессор	Refrigerant Circuit(s) Кол-во контуров	n°	2	2	2	2	2	2	2	2
	Compressor Quantity Кол-во компрессоров	n°	2	2	2	2	2	2	2	2
	Type Тип	-	Semi-Hermetic Screw Type / Полу-герметичный Винтовой							
Evaporator Испаритель	Capacity Steps Степени загрузки	n°	8 Steps	8 Steps	8 Steps	8 Steps	8 Steps	8 Steps	8 Steps	8 Steps
	Type Тип	-	Shell & Tube Type / Тип Кожухотрубный							
	Pressure Drop Потеря давления	kPa	24	24	38	31	35	35	41	54
Kondanser Конденсатор	Water Flow Поток воды	m³/h	28,6	35,6	41,3	46,6	55,1	62,9	71,6	89,9
	Type Тип	-	Shell & Tube Type / Тип Кожухотрубный							
	Pressure Drop Потеря давления	kPa	37	29	26	26	44	47	43	31
Electrical Specifications Электрические характеристики	Power Supply Питание	V-phz-Hz	380-415 V / 3Phz / 50 HZ							
	Nominal Current Ном. сила тока	A	68,8	80,8	89,6	102,6	120	134,4	146,2	184,4
	Max. Current Макс. ампераж	A	116	132	172	216	248	288	324	364
	Protection Class Класс защиты	-	IP 54	IP 54	IP 54	IP 54	IP 54	IP 54	IP 54	IP 54
Fan Вентилятор	Fans Кол-во вентиляторов	n°	4	4	4	4	6	6	6	8
	Air Flow Воздушный поток	m³/h	43.200	96.440	96.440	96.440	144.660	144.660	144.660	192.880
Noise Characteristics Шум Характеристики	Sound Pressure Звуковое давление	dB(A)	60	62	64	64	63	62	63	69
	Sound Power Звуковая мощность	dB(A)	91,0	93,0	95,0	95,0	94,0	93,0	94,0	100,0
Hydraulic Гидравлика	Water Connections Соединения	inch	DN 125	DN 125	DN 125	DN 125	DN 125	DN 150	DN 150	DN 200
Dimension Размеры	Length Длина	mm	4330	4330	4330	4330	4330	4330	4330	5330
	Width Ширина	mm	1520	1520	1520	1520	1520	1520	1520	1520
	Height Высота	mm	2395	2395	2395	2395	2395	2395	2395	2395
Weight Вес	Transport Weight Вес грузозачный	kg	1658	1692	2146	2184	2220	2382	2464	3021

Model / Модель			RCW-W 6342	RCW-W 6912	RCW-W 8022	RCW-W 9392	RCW-W 10752	RCW-W 12352	RCW-W 14112	RCW-W 15252
Cooling Охлаждение	Cooling Capacity (1) Холодопроизводительность (1)	kW	578,5	658,5	782,7	901,3	1037,1	1178,3	1272,9	1390,6
	Absorbed Power (1) Абсорбируемая мощность (1)	kW	115,79	131,8	155,22	175,74	200,51	226,66	262,23	279,62
	COP	-	5,00	5,00	5,04	5,13	5,17	5,20	4,85	4,97
Compressor Компрессор	Refrigerant Circuit(s) Кол-во контуров	n°	2	2	2	2	2	2	2	2
	Compressor Quantity Кол-во компрессоров	n°	2	2	2	2	2	2	2	2
	Type Тип	-	Semi-Hermetic Screw Type / Полу-герметичный Винтовой							
Evaporator Испаритель	Capacity Steps Степени загрузки	n°	8 Steps	8 Steps	8 Steps	8 Steps	8 Steps	8 Steps	8 Steps	8 Steps
	Type Тип	-	Shell & Tube Type / Тип Кожухотрубный							
	Pressure Drop Потеря давления	kPa	26	34	44	38	44	35	52	64
Kondanser Конденсатор	Water Flow Поток воды	m³/h	99,5	113,3	134,6	155,0	178,4	202,7	218,9	239,2
	Type Тип	-	Shell & Tube Type / Тип Кожухотрубный							
	Pressure Drop Потеря давления	kPa	30	30	34	30	33	39	39	41
Electrical Specifications Электрические характеристики	Power Supply Питание	V-phz-Hz	380-415 V / 3Phz / 50 HZ							
	Nominal Current Ном. сила тока	A	210,6	236,6	265,6	292,2	350	389,6	450	492
	Max. Current Макс. ампераж	A	392	428	560	620	640	720	826	894
	Protection Class Класс защиты	-	IP 54	IP 54	IP 54	IP 54	IP 54	IP 54	IP 54	IP 54
Fan Вентилятор	Fans Кол-во вентиляторов	n°	4	4	4	4	6	6	6	8
	Air Flow Воздушный поток	m³/h	43.200	96.440	96.440	96.440	144.660	144.660	144.660	192.880
Noise Characteristics Шум Характеристики	Sound Pressure Звуковое давление	dB(A)	67	68	69	69	70	70	71	72
	Sound Power Звуковая мощность	dB(A)	98,0	99,0	100,0	100,0	101,0	101,0	102,0	103,0
Hydraulic Гидравлика	Water Connections Соединения	inch	DN 200	DN 200	DN 200	DN 200	DN 200	DN 200	DN 250	DN 250
Dimension Размеры	Length Длина	mm	5330	5330	5330	5330	5330	6385	6385	6385
	Width Ширина	mm	1520	1520	1520	1520	1520	2210	2210	2210
	Height Высота	mm	2395	2395	2395	2395	2395	2385	2385	2385
Weight Вес	Transport Weight Вес грузозачный	kg	3138	3220	3792	4130	4274	5737	5780	6502

- ERACO yukarıda verilen değerlerde ve görsellerde bildirim yapmaksızın değişim yapma hakkına sahiptir.
- ERACO reserve the right to change specifications and photos without any notice.
- ERACO оставляет за собой право изменять без уведомления выше указанные данные.

## Legenda



Soğutma  
Cooling  
Охлаждение



Inverter  
Inverter  
Инвертер



R134A Soğutucu Akışkanı  
R134A Refrigerant  
R134A Хладагент



Isıtma  
Heating  
Нагревание



Led Ekran  
Led Screen  
ЖК Экран



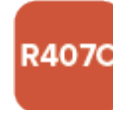
R404A Soğutucu Akışkanı  
R404A Refrigerant  
R404A Хладагент



Adyabatik Spreyleme Sistemi  
Adiabatic Mistspraying System  
Система адиабатического распыления



Micro Channel  
Micro Channel  
Микроканальный



R407C Soğutucu Akışkanı  
R407C Refrigerant  
R407C Хладагент



Aksiyal Fan  
Axial Fan  
Вентилятор осевой



Plakalı Tip Isı Değiştiricisi  
Plate Type Heat Exchanger  
Пластинчатый теплообменник



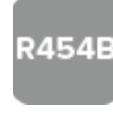
R410A Soğutucu Akışkanı  
R410A Refrigerant  
R410A Хладагент



Dokunmatik Ekran  
Touch Screen  
Сенсорный экран



Shell And Tube  
Shell And Tube  
Кожухотрубный



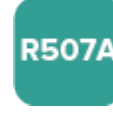
R454B Soğutucu Akışkanı  
R454B Refrigerant  
R454B Хладагент



Likit Shell and Tube  
Flooded Shell and Tube  
Погружной Кожухотрубный



Su  
Water  
Вода



R507A Soğutucu Akışkanı  
R507A Refrigerant  
R507A Хладагент



GSM/GPRS/TCP-IP Bağlantı  
GSM/GPRS/TCP-IP Connection  
GSM/GPRS/TCP-IP Соединение



Rezitans  
Resistance  
Сопrotивление



R513B Soğutucu Akışkanı  
R513B Refrigerant  
R513B Хладагент



Hermetik Scroll Kompresör  
Hermetic Scroll Compressor  
Герметичный спиральный компрессор



Rotary  
Rotary  
Роторный



Yüksek sıcaklık  
High-Temperature  
Высоко-температурный



Semi-Hermetik İki Vidalı Kompresör  
Semi-Hermetic Twin Screw Compressor  
Полугерметичный двухвинтовой компрессор



Serbest Soğutma  
Free-Cooling  
Естественное охлаждение



Semi Hermetik Piston Kompresör  
Semi Hermetic Reciprocating Compressor  
Полугерметичный поршневой компрессор

## Optional List

Optional Code	Optional Name	Optional Description
YT	Spring type antivibration dampers	It is a spring vibration damper application for wheelless models to prevent vibration during device operation.
KT	Rubber type antivibration dampers	It is a rubber type vibration damper application for wheelless models to prevent vibration during device operation.
RAL	Paint selection with special RAL code	It is a customized painting process if the RAL code is specified for the device framework.
PEF	PE filter for Condenser	It is a PE filter application to protect air cooled condensers from dust and mechanical impacts.
KC	Compressor jackets on compressors	It is a low noise version application for compressors that includes the compressor jacket application
LNF	Low Noise for Fans	Low noise option for fans. With this LNF option, the cooling capacity will be negatively affected by 18%.
SS	Soft Starter	Soft starter option to regulate the compressor starting regime
SST	Water storage tank in stainless steel AISI304 ( internal )	Stainless water tank application inside the framework for devices without a water tank (Applied up to the largest 2V chassis model)
FB	Flanged water connections	It is a flanged connection application in water installation
GT	Expansion vessel kit	It is the application of an expansion tank inside the framework device to regulate the water pressure in closed systems.
STE	Shell & Tube evaporator	For devices with plate evaporator as standard, S&T is an option to change to evaporator.
ECO	Ekonomizer	It is an economizer application option in screw compressor series.
PTE	Brazed Plate type evaporator	It is an option to change to plate evaporator for devices with S&T evaporator as standard.
KR	Antifreeze wire heater for evaporator	It is a capillary cable type resistance application to prevent the water in the evaporator from freezing.
DR	Antifreeze immersion heater for tank	It is an immersion type resistance application to prevent the water in the evaporator from freezing.
EBV	Shut-off valve on suction and discharge line	Rotalock valve is installed on the compressor suction and discharge line for service convenience and safety.
LTK	Low ambient temp kit up to -40 C	It is an option that includes the following applications for models to be used at temperatures as low as -40C; electrical cabinet insulation, external display in PLC + 7" processor devices, 30m RS 485 cable, electrical cabinet heater, capillary cable type heater wound on the heat exchanger suitable for -40 C, insulation, liquid receiver, thermostat and fan speed control
HR25	Heat recovery %25	It is a 25% heat recovery application to benefit from the heat of the hot fluid in the discharge line.
HR100	Heat recovery %100	It is a 100% heat recovery application to benefit from the heat of the hot fluid in the discharge line.
EEV	Electronic Exp valve	Electronic expansion valve application for devices without electronic expansion valve
HE	Extra heat exchanger	It is an extra evaporator application in double-circuit devices.
DRC	Double Refrigeration circuit	It is the option of converting 2 tandem single circuit devices to 2 circuits.
RC4	Remote control with Small screen	Remote control option for devices with small screen processor (ST542 or MCX 06)
RC7	Remote control with 7" Screen	Remote control option for devices with large screen processor (PLC + 7")
PLC	Microprocessor to PLC conversion	Option to switch from microprocessor to PLC
TCP	Connection Modbus TCP	Modbus TCP connection option
RS485	Connection Modbus RS485	Modbus RS485 connection option
BACnet	Connection BACnet and LonWorks	BACnet and LonWorks connectivity option
P-BUS	Connection Profibus	Profibus connection option
FS	Fan Speed control	Fan Speed Control application to increase energy efficiency

## Optional List

Optional Code	Optional Name	Optional Description
PI	Inverter control for Water pump	Pump inverter option for water pump to increase energy efficiency
IP65	Closed Electrical Cabinet IP65	IP65 closed electrical panel option with full resistance to low pressure water jet and dust
SHR	Acoustic and visual alarm	There is an audible and visual light alarm option for malfunctions in the device.
PS	Electrical Panel Cooling	It is an electrical panel cooling option to prevent damage to switchgear at high temperatures.
VFT	V shape chiller protection	It is a protection wire application to protect the condensers from mechanical impacts in V type chassis devices.
ATS	Automatic Transfer Switch	It is optional to automatically switch from the main line to the generator in case of power failure.
TK	Wooden packaging	Its a wooden packaging option for shipment
YF	Y Filter	It is an option to add a Y filter to the water inlet of the device so that dirt and debris in the water line do not damage the water line inside the device.
CU-AL	Copper - Al Condenser	It is a transition option from standard condenser to Copper Aluminum Condenser
CS	Condenser Spray	Water spray option on the condenser surface to obtain efficient pre-cooling from the condenser.
FI	Fan Inverter	Inverter application to fans to increase energy efficiency
UP	Upgraded Pump	It is a transition option from the standard pump to the high pressure pump in the device.
EC	EC Fan Option	It is a transition option from axial fan to EC fan in air-cooled models.
60Hz	60 Hz Electritronic Supply	It is option to make the device components suitable for connections with a frequency of 60 Hz.
FW	Framework Wheel	It is option to add wheels to the framework devices without wheels.
MBP	Mechanical Valve By-pass	It is option to apply mechanical bypass between device input and output connections.
WE	Warranty Extension	It is option to extend warranty
E3BP	Evaporator 3-way By-Pass	It is option to add 3-way valve bypass to the evaporator inlet and outlet.
C3BP	Condenser 3-way By-Pass	It is an option to add 3-way valve bypass to the condenser inlet and outlet in water-cooled models.
WWP	Option to Use Without Water Pump	Pump removal option is available from models with pumps as standard.
WWT	Option to Use Without Water Tank	It is an option to remove the water tank from models with a water tank as standard.
WPT	Option to Use Without Water Pump and Water Tank	It is an option to remove the water tank and water pump from the models with water tank and water pump as standard.
NN	No Notr Connection	It is an electrical connection option without neutral
DIK	De-Ionize Kit	Option to add deionized kit in laser series
DIKWOC	De-Ionize Kit with One Hydraulnic Circuit	Single hydraulic circuit and deionized kit production option is available in laser series.
ITK	In Tank Resistance	In laser series, it is optional to add a resistance inside the tank.
DHC	Double Hydraulnic Circuit	Double hydraulic circuit production option is available in laser series.
FIK	Freecooling Integration Kit	It is an option to use chiller and drycooler devices as a freecooling system. It includes the following applications; 3-way valve on the pedestal, valve motor, 3-layer insulation on the valve and valve motor, external panel with PLC+7" processor, PT 100 temperature sensor, insulation inside the electrical cabinet, cable type resistance winding on the valve, electrical cabinet heater and 7" screen in the panel
WFF	Water Flow Filter	It is option to add a filter to clean the water going to the drycooler batteries





## **ERACO Air Conditioning & Industrial Application**

Head Office

Sales - Marketing

Adress: Ziya Gökalp Mah. Süleyman Demirel Bulvarı Mall Of  
İstanbul The Office No:7 E Kat:17 D:136 Başakşehir / İSTANBUL  
Tel: +90 (264) 502 41 10 - 11

Factory

Production - Purchasing - Technical Service - Finance  
Adress: Ferizli OSB 2.cadde No:14/1 Ferizli/Sakarya/TURKEY  
Tel: +90 (264) 502 41 10 - 11

